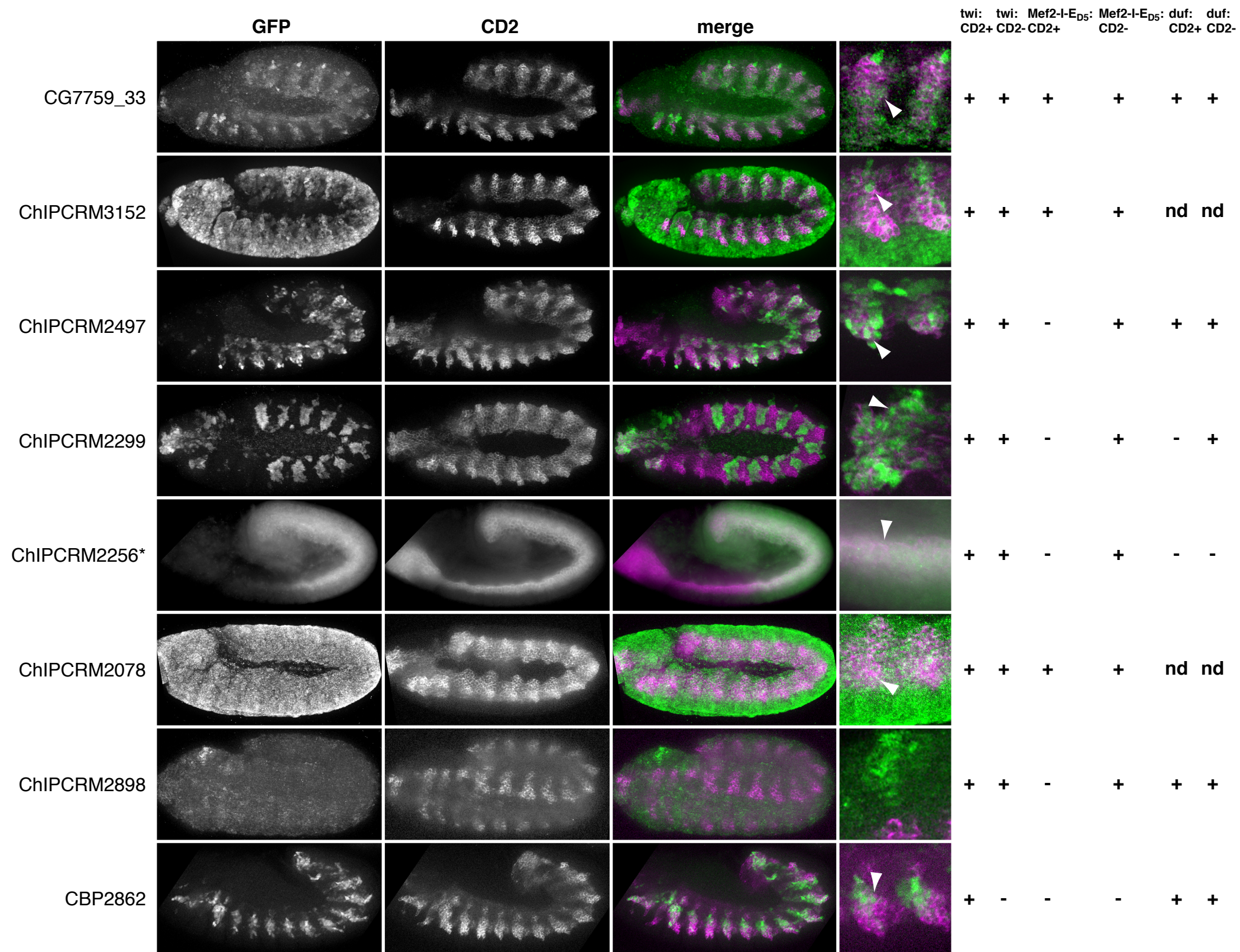
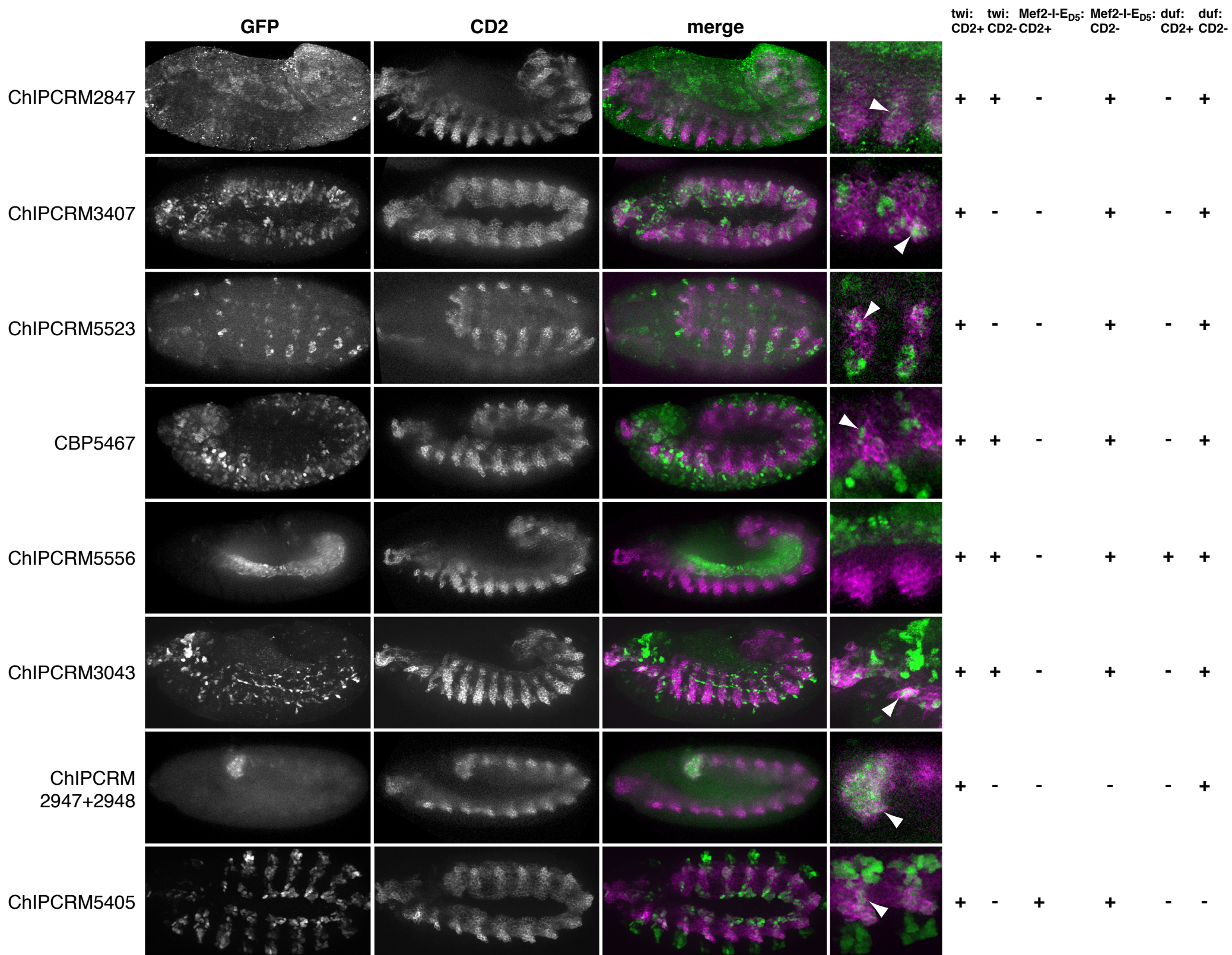


Supplementary Figure 5. Embryo images from individual validation of eFS findings.

Representative images are shown for each cCRM report line tested. Fixed embryos were stained with antibodies to GFP and CD2 (expressed pan-mesodermally under the control of the *twi* promoter) as described in Online Methods and Supplementary Note 2. Images displayed here are Maximum Intensity Projections of structured illumination optical sections except where noted by an asterisk. Expanded views of informative regions are shown to the right; arrowheads highlight a GFP⁺CD2 coexpressing cell where such exist. Embryos shown are usually at or just before stage 11–12, except in the small minority of cases where no expression was visible at these stages and interesting patterned expression was seen in older embryos; in these cases (*mid_30*, *cib_up_4*, and *nau_a_4*) we display the later expression pattern. Tested cCRMs are displayed in the order in which they appear in Supplementary Table 4; complete descriptions of the pattern of detected GFP across embryogenesis in each line appear therein. Coexpression of GFP with CD2 (Supplementary Table 5) was evaluated in individual optical sections with the annotator being blind to the predicted activity of the cCRMs. Coexpression is observed as GFP and CD2 being present in the same cells, since the GFP in these embryos is nuclear, while CD2 is expressed on the cell surface (see Supplementary Note 2).



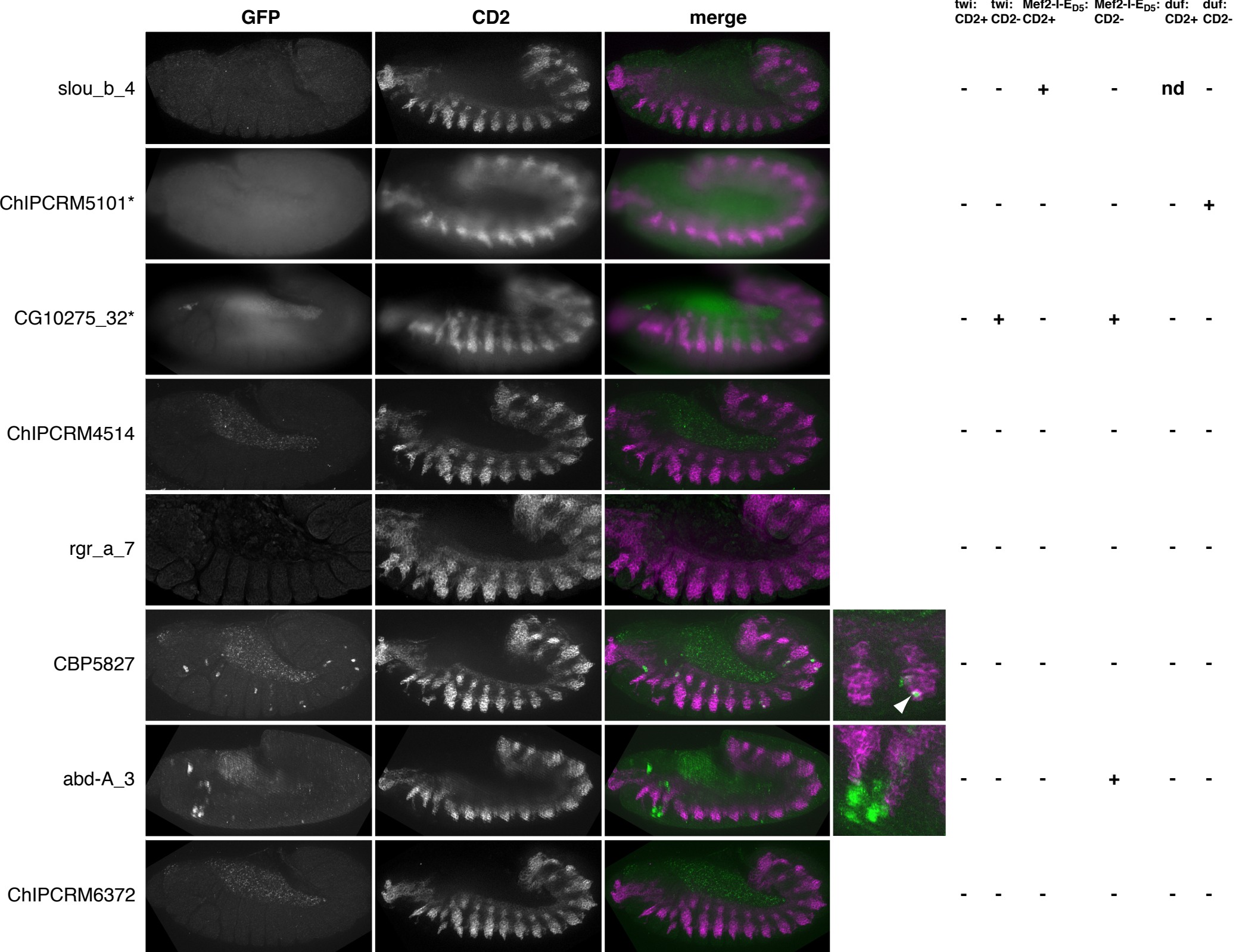


	GFP	CD2	merge		twi: CD2+	twi: CD2-	Mef2-l-E _{D5} : CD2+	Mef2-l-E _{D5} : CD2-	duf: CD2+	duf: CD2-
ChIPCRM5432					+	+	+	+	+	+
ChIPCRM2610					+	-	-	-	-	-
DHS_FC_33					+	+	-	+	nd	-
ChIPCRM3429					+	-	-	-	-	-
ChIPCRM5900					+	-	-	-	-	-
CBP5083					-	-	-	-	-	-
CBP1410	No expression (no image)				-	+	-	-	-	-
rgr_a_6					-	-	-	-	-	-

	GFP	CD2	merge		twi: CD2+	twi: CD2-	Mef2-l-E _{D5} : CD2+	Mef2-l-E _{D5} : CD2-	duf: CD2+	duf: CD2-
ChIPCRM3814*					-	-	-	-	-	-
ChIPCRM5806					-	-	-	+	-	-
ChIPCRM1831					-	+	-	+	-	+
DHS_FC_23					-	-	-	-	-	-
ChIPCRM752					-	+	-	+	-	-
ChIPCRM5406*					-	+	-	-	-	-
ChIPCRM3427*					-	+	-	-	-	-
ChIPCRM2162					-	+	-	-	-	-

	GFP	CD2	merge		twi: CD2+	twi: CD2-	Mef2-l-E _{D5} : CD2+	Mef2-l-E _{D5} : CD2-	duf: CD2+	duf: CD2-
jumu_a_8					-	-	-	-	-	-
CG33316_15					-	-	-	nd	-	-
ChIPCRM6146					-	-	-	-	nd	nd
ChIPCRM6885*					-	-	-	-	-	-
slou_Up_14					-	-	-	+	-	-
CBP2861					-	+	-	+	-	+
ChIPCRM770					-	-	-	-	nd	nd
rst_8					-	-	-	-	-	-

	GFP	CD2	merge		twi: CD2+	twi: CD2-	Mef2-l-E _{D5} : CD2+	Mef2-l-E _{D5} : CD2-	duf: CD2+	duf: CD2-
eg_36*					-	-	+	-	-	-
ChIPCRM5561					-	+	-	+	nd	+
ChIPCRM5439*					-	-	-	+	-	-
mid_30					-	-	-	-	nd	nd
ChIPCRM4222					-	+	+	+	-	-
ChIPCRM3899*					-	+	-	+	-	-
ChIPCRM4235					-	-	-	+	-	-
slou_Up_30*					-	+	-	-	-	-



GFP

CD2

merge

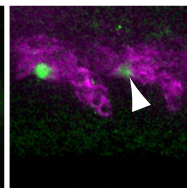
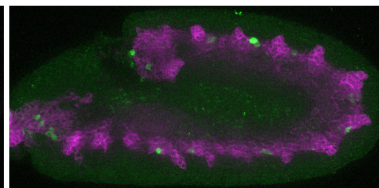
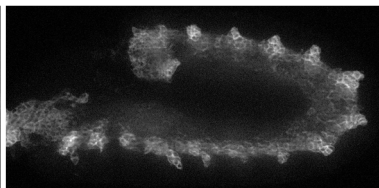
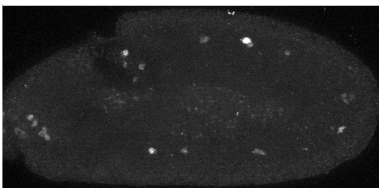
twi: CD2+ twi: CD2- Mef2-l-E_{D5}: Mef2-l-E_{D5}: duf: duf: CD2+ CD2-

DHS_FCM_1

No expression
(no image)

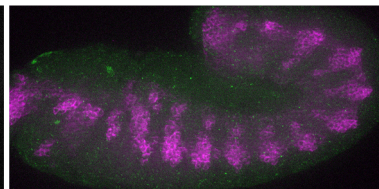
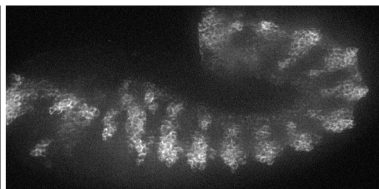
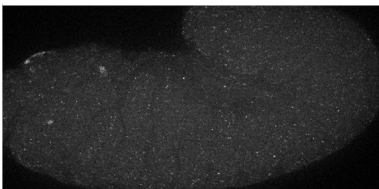
- - - - - -

ChIPCRM5397



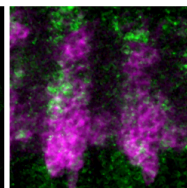
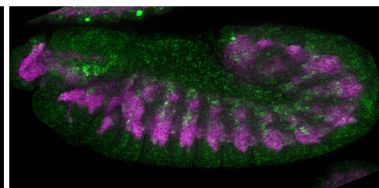
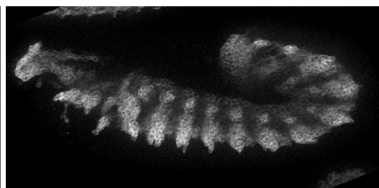
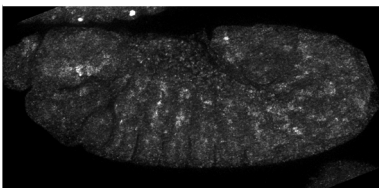
- - - - - -

ChIPCRM4236



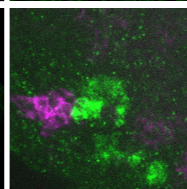
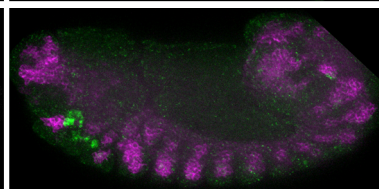
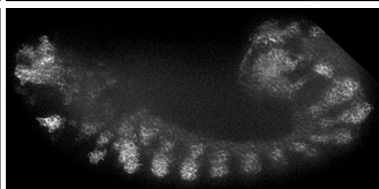
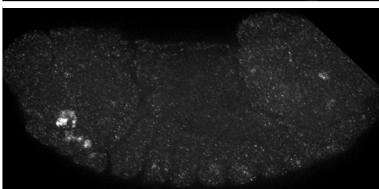
- - - + - -

ChIPCRM1739



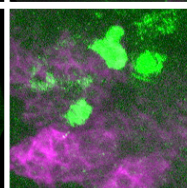
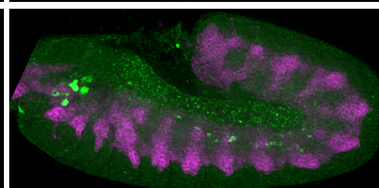
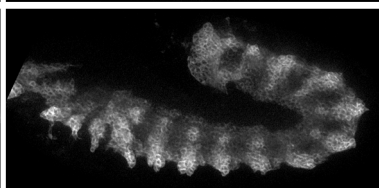
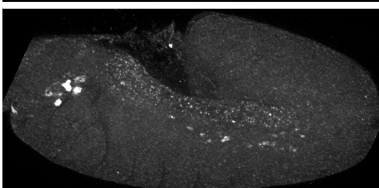
- - - - - -

DHS_FC_15



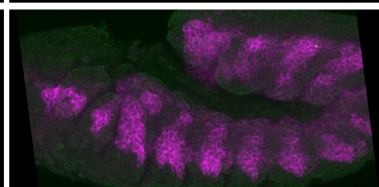
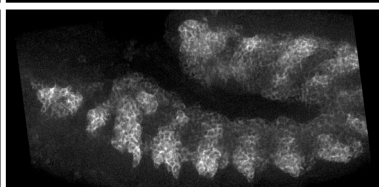
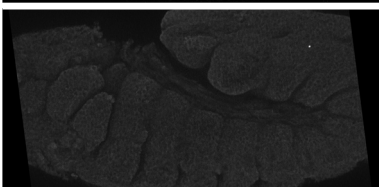
- - + - - -

ChIPCRM6845

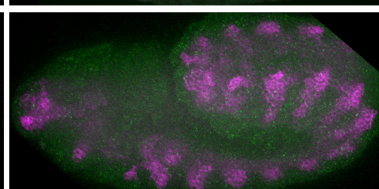
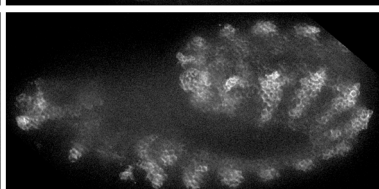
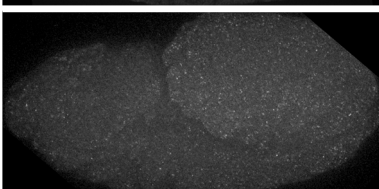


- + - - - -

slou_Dn_9



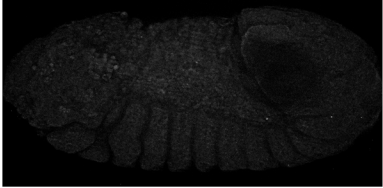
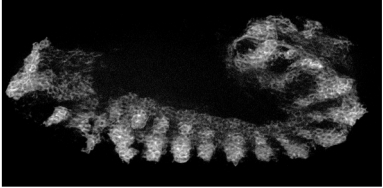
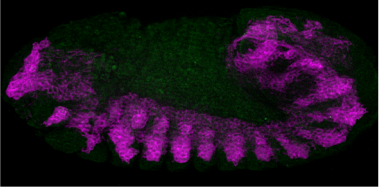
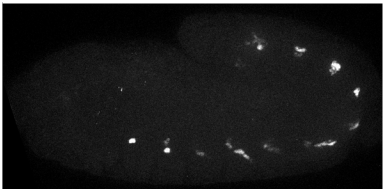
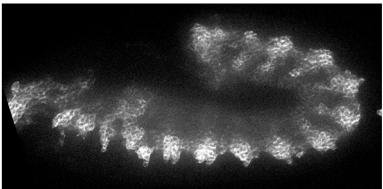
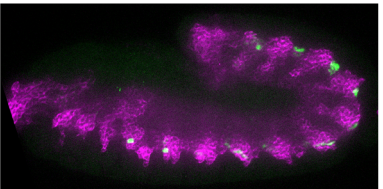
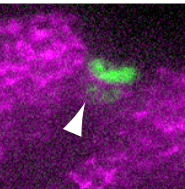
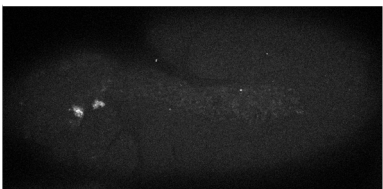
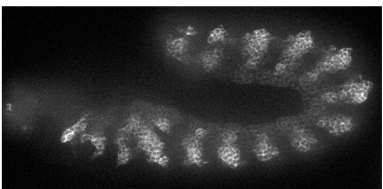
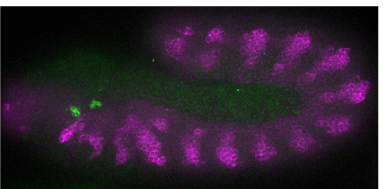
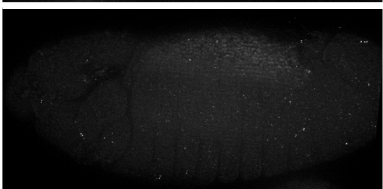
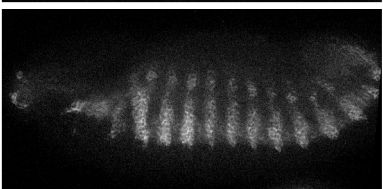
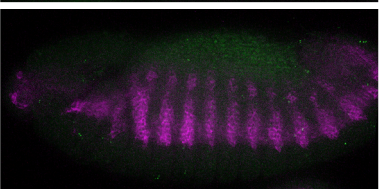
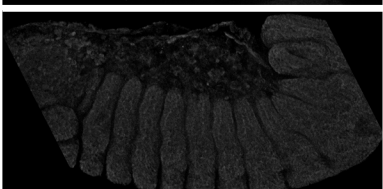
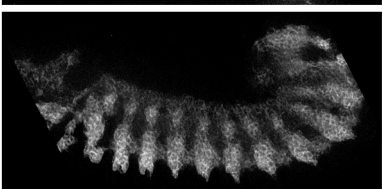
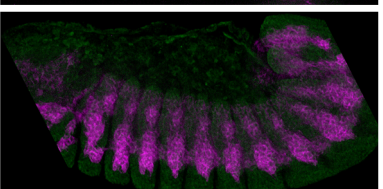
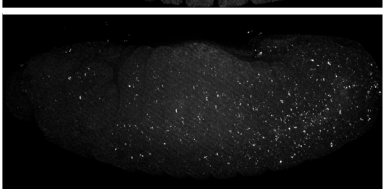
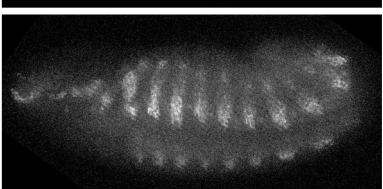
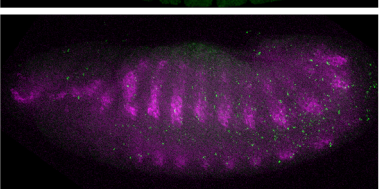
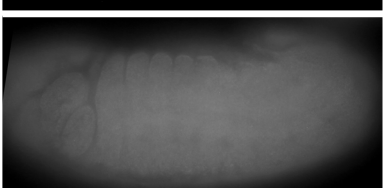
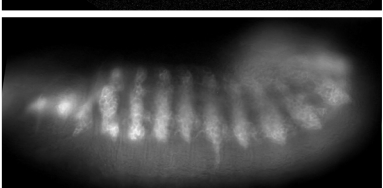
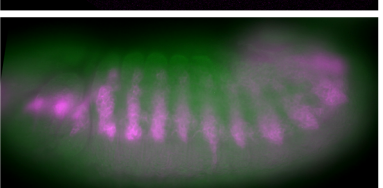
- - - - - -

CG15319
down_1

- - - - - -

	GFP	CD2	merge		twi: CD2+	twi: CD2-	Mef2-l-E _{D5} : CD2+	Mef2-l-E _{D5} : CD2-	duf: CD2+	duf: CD2-
mud_a					-	+	-	-	-	-
cib_Up_4					-	-	-	-	-	-
nau_a_4					-	+	-	-	-	-
slou_Up_2					-	-	-	nd	-	-
Ubx_18					-	+	-	-	-	-
CG15319 down_12	No expression (no image)				nd	-	-	-	-	-
ChIPCRM5819					nd	-	-	+	+	+
ChIPCRM4351					nd	-	-	-	-	-

	GFP	CD2	merge		twi: CD2+	twi: CD2-	Mef2-l-E _{D5} : CD2+	Mef2-l-E _{D5} : CD2-	duf: CD2+	duf: CD2-
Sur_39					nd	-	-	nd	-	-
ChIPCRM5792					nd	nd	nd	nd	+	+
ChIPCRM2613					nd	nd	nd	nd	+	+
ChIPCRM2000					nd	nd	nd	nd	+	+
hth_3					nd	nd	nd	nd	+	+
mud_c_d*					nd	nd	nd	nd	-	-
numb_34	No expression (no image)				nd	nd	nd	nd	-	-
ChIPCRM6902					nd	nd	nd	nd	-	-

	GFP	CD2	merge	twi: CD2+	twi: CD2-	Mef2-l-E _{D5} : CD2+	Mef2-l-E _{D5} : CD2-	duf: CD2+	duf: CD2-	
ChIPCRM4505	No expression (no image)			nd	nd	nd	nd	-	-	
slou_Up_1				nd	nd	nd	nd	-	-	
ChIPCRM3430					nd	nd	nd	nd	-	-
CG15319 down_7				nd	nd	nd	nd	-	-	
Mef2_29				nd	nd	nd	nd	-	-	
noc_6				nd	nd	nd	nd	-	-	
slou_Dn_4				nd	nd	nd	nd	-	-	
CBP4280				nd	nd	nd	nd	-	-	

GFP

CD2

merge

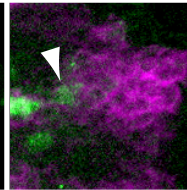
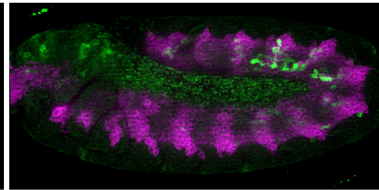
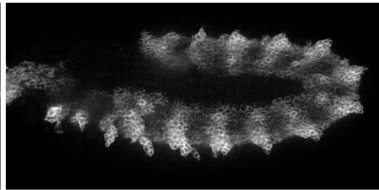
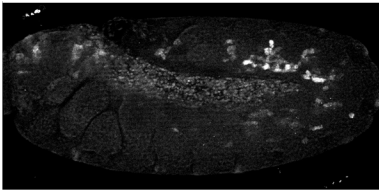
twi: Mef2-I-E_{D5}: Mef2-I-E_{D5}: duf: duf:
CD2+ CD2- CD2+ CD2- CD2+ CD2-

CG13830_19

No expression
(no image)

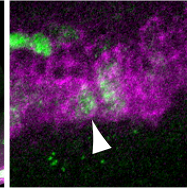
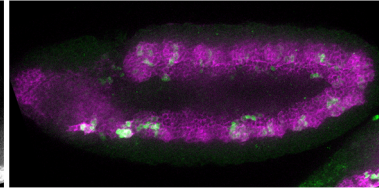
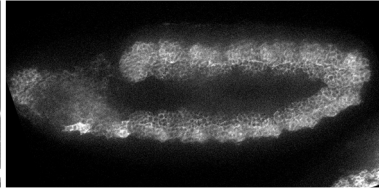
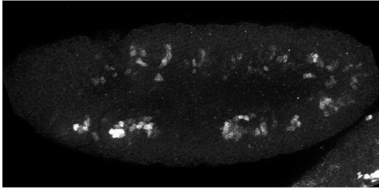
nd nd nd nd - -

pnut_13



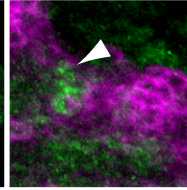
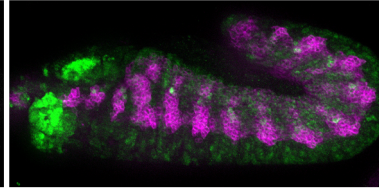
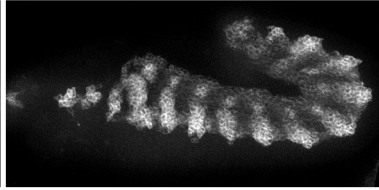
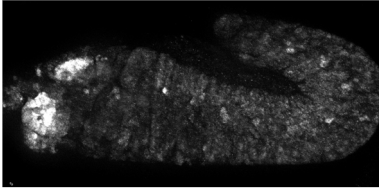
nd nd nd nd - +

ChIPCRM6084



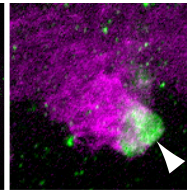
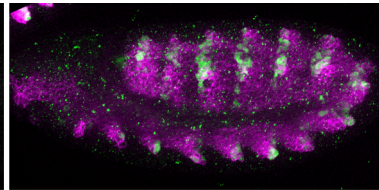
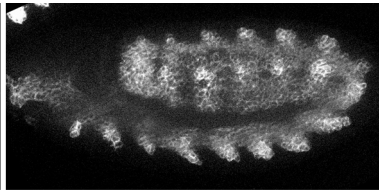
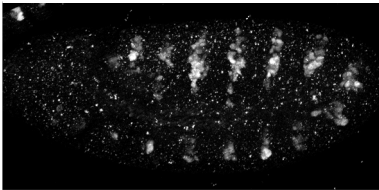
nd nd nd nd - -

ChIPCRM5617



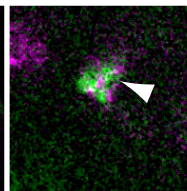
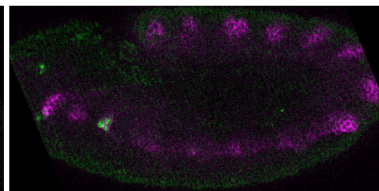
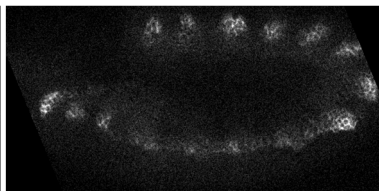
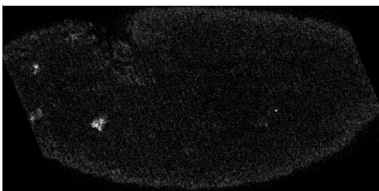
nd nd nd nd - -

ChIPCRM5857



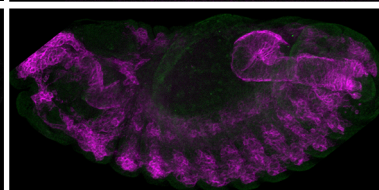
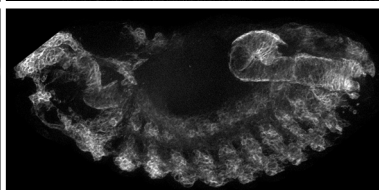
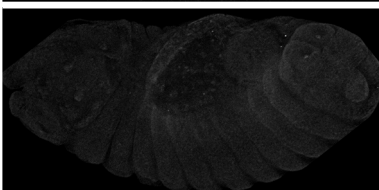
nd nd nd nd - +

ChIPCRM2929*



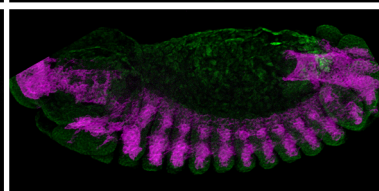
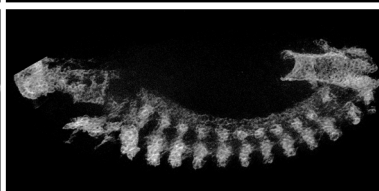
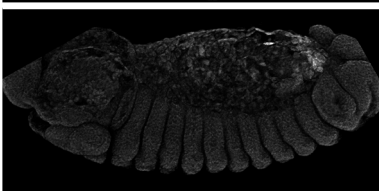
nd nd nd nd - -

sns_6

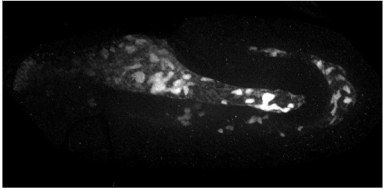
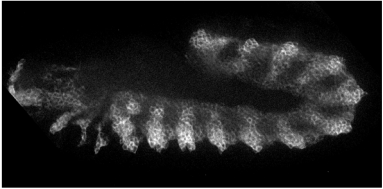
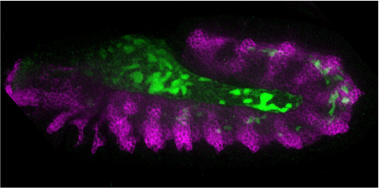
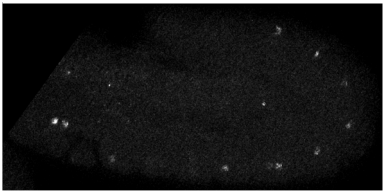
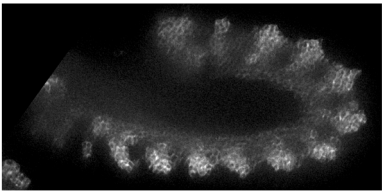
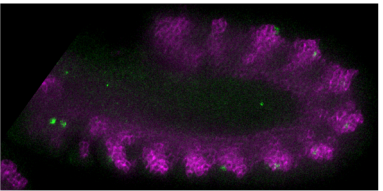
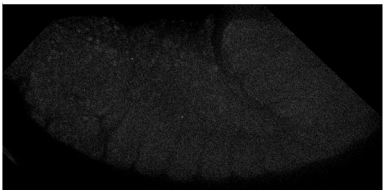
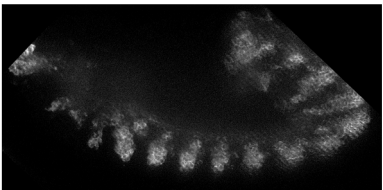
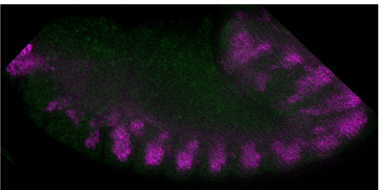
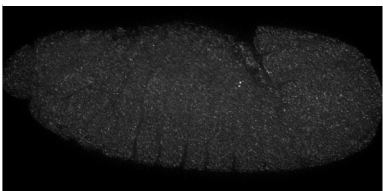
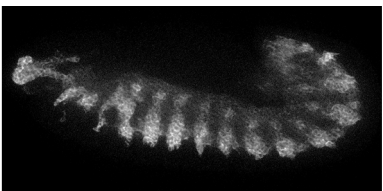
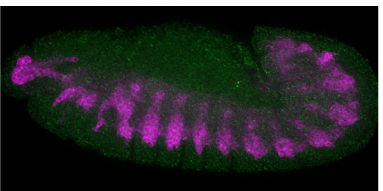
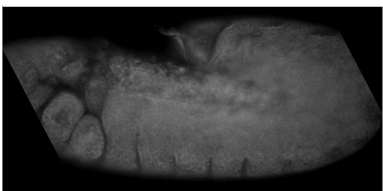
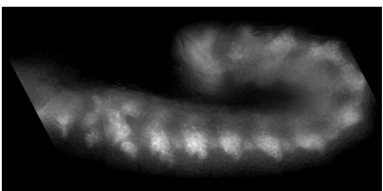
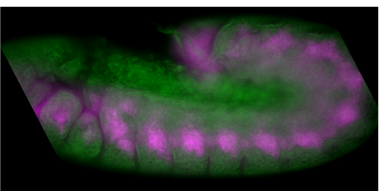
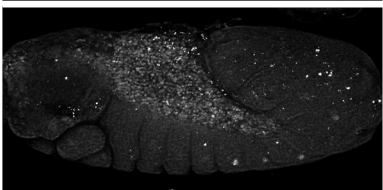
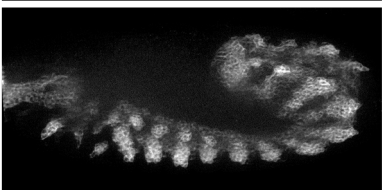
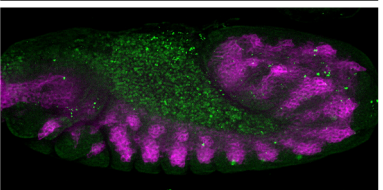
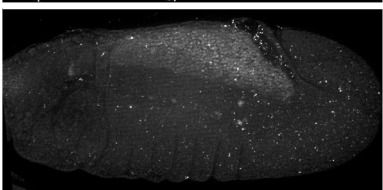
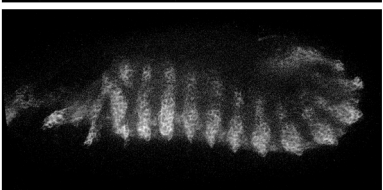
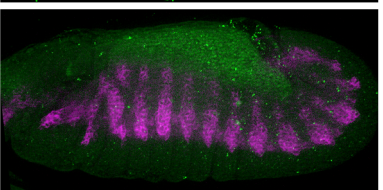


nd nd nd nd - -

G-oalpha47A_5



nd nd nd nd - -

	GFP	CD2	merge	twi: CD2+	twi: CD2-	Mef2-l-E _{D5} : CD2+	Mef2-l-E _{D5} : CD2-	duf: CD2+	duf: CD2-
slou_Up_5	No expression (no image)			nd	nd	nd	nd	-	-
ChIPCRM6679				nd	nd	nd	nd	-	-
ChIPCRM4231				nd	nd	nd	nd	-	-
TyrR_33				nd	nd	nd	nd	-	-
slou_Dn_1				nd	nd	nd	nd	-	-
CG2875_7*				nd	nd	nd	nd	-	-
mew_35				nd	nd	nd	nd	-	-
nau_Dn_2				nd	nd	nd	nd	nd	-